



**EASY-TO-INSTALL
ARCHITECTURAL-
GRADE FLEXIBLE
MOULDINGS**

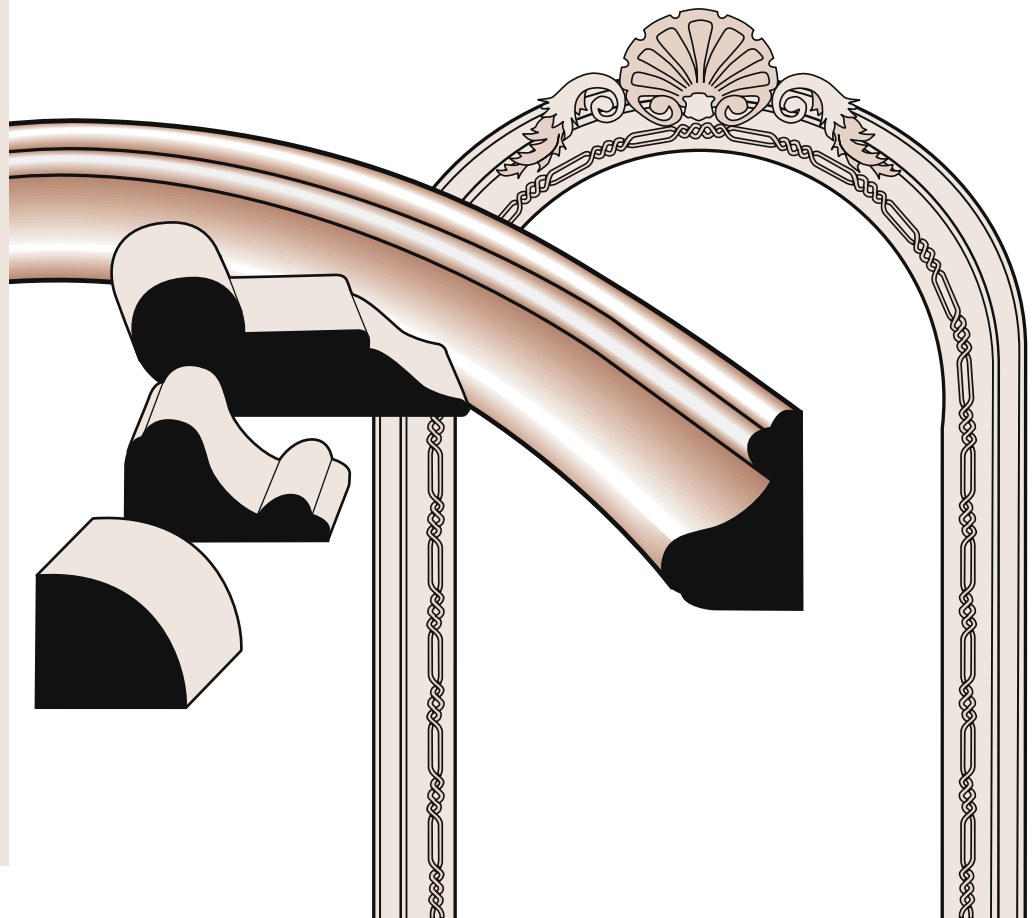
MISCELLANEOUS AND CUSTOM MOULDING

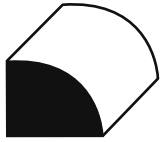
HOW TO ORDER

NOTE: Every pattern has limitations on how tight a radius it can be formed into. If your order includes a part that has to be in a tight radius, check with our office before writing the order.

BASE CAP, PANEL, MEDALLION, & CUSTOM MOULDING

| PROFILE SIZE | PAGES |
|---|-------|
| ■ Base Cap, Panel, & Other Small Moulding | 2 |
| ■ Medallion | 11 |
| ■ Custom Moulding | 13 |





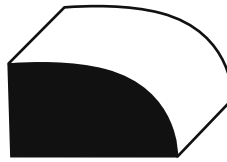
UF-300-O 3/8" x 1/2" x 10' ONLY



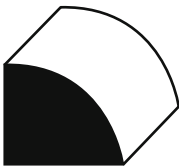
ER-127-P (WM127) 3/8" x 11/16" x 12'



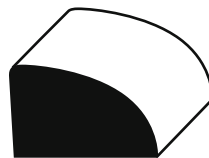
FL-1880-P 1/2" x 1/2" x 12'




C-884-P 7/16" x 3/4" x 12'



UF-300-P 9/16" x 9/16" x 10' ONLY




OR-3207-O 1/2" x 3/4" x 12'




ER-106-P (WM106) 11/16" x 11/16" x 12'




C-165-P 1/2" x 3/4" x 10' ONLY




ER-105-P (WM105) 3/4" x 3/4" x 12'



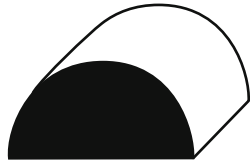
IL-788-P 1/2" x 3/4" x 10'



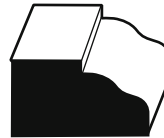
UF-301-P 3/4" x 3/4" x 10' ONLY
UF-301-O 3/4" x 3/4" x 10' ONLY




ER-126-O (WM126) 1/2" x 3/4" x 12'
ER-126-P (WM126) 1/2" x 3/4" x 12'



C-463-P 1/2" x 1" x 10'



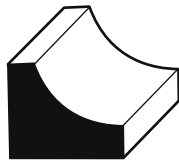
AL-4164-P 3/8" x 11/16" x 12'



C-186-P 3/4" x 1-1/2" x 10'



T-1550-P 1/2" x 3/4" x 12'



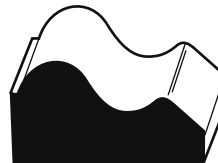
UF-251-P 9/16" x 1/2" x 10' ONLY



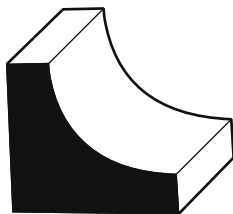
UF-401-P 1/2" x 3/4" x 10' ONLY



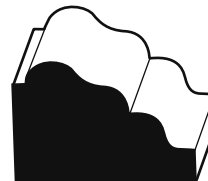
ER-100-P (WM100) 5/8" x 5/8" x 12'



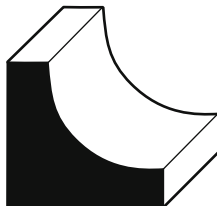
WA-1168-P 1/2" x 1" x 12'



IL-1025-P 3/4" x 3/4" x 12'



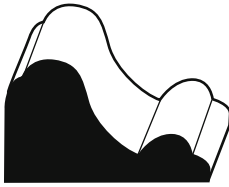
MD-2099-P 5/8" x 1" x 12'




UF-253-P 3/4" x 3/4" x 10'
UF-253-O 3/4" x 3/4" x 10'




IL-4374-P 3/8" x 1-1/16" x 12'



T-2395-P 11/16" x 1-1/8" x 12'



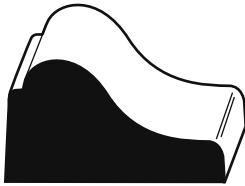
T-964-P 5/8" x 1-1/8" x 12'



T-1104-P 5/8" x 1-1/8" x 12'



T-1548-P 5/8" x 1-1/4" x 10'



ER-167-P (WM167) 5/8" x 1-1/8" x 12'



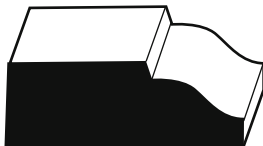
C-287-P 1/2" x 1-3/16" x 10'



T-961-P 11/16" x 1-1/4" x 12'




TX-3524-P 11/16" x 1-1/4" x 12'



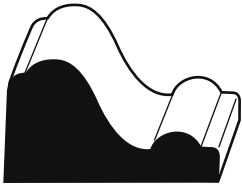
C-233-P 7/16" x 1-1/4" x 10'



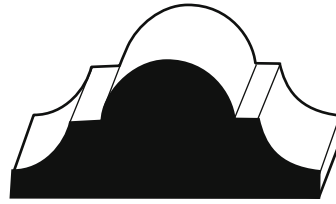
IL-1108-P 1/2" x 1-3/8" x 10'



ER-163-P (WM163) 5/8" x 1-3/8" x 12'




WA-1088-P 11/16" x 1-1/4" x 12'




UF-101-P 3/4" x 1-9/16" x 10'



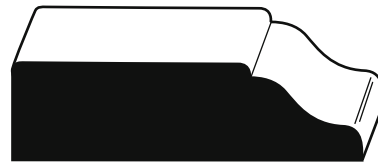
C-171-P 5/8" x 1-5/16" x 10'



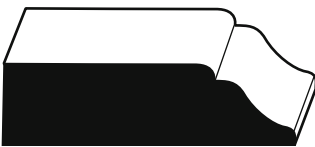
IL-1110-P 5/8" x 1-7/6" x 10'



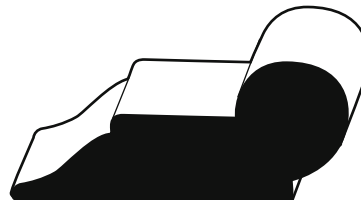
C-225-P 11/16" x 1-5/16" x 10'



C-1157-P 1/2" x 1-3/4" x 10'



ER-935-P (WM935) 7/16" x 1-1/2" x 12'



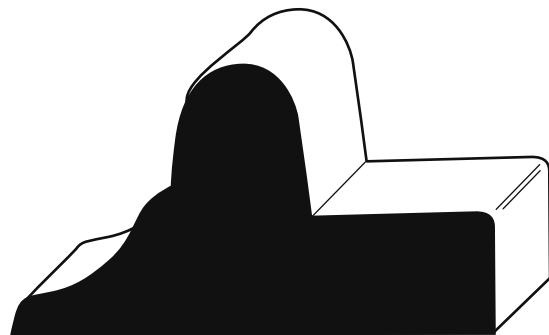
C-571-P 11/16" x 1-13/16" x 10'



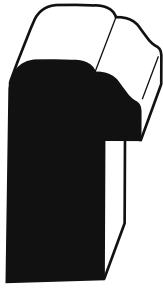
T-3119-P 5/8" x 1-1/2" x 12'




T-2516-P 11/16" x 1-1/2" x 12'



T-1035-P 1-1/2" x 2-1/2" x 12'




AL-3919-P 1-1/8" x 11/16" x 12'



C-570-P 1-3/8" x 1-1/8" x 10'



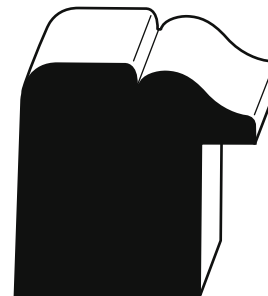
PA-4079-P 1-1/8" x 13/16" x 12'



IL-1065-P 1-1/16" x 1-1/8" x 10'




T-1891-P 3/4" x 1" x 12'



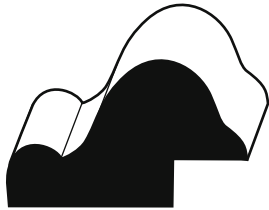
IL-2515-P 1-3/16" x 1-1/8" x 12'




IL-3747-P 1-9/16" x 1-1/8" x 12'



T-1956-P 11/16" x 1-3/16" x 12'



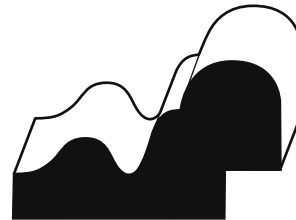
T-1106-P 3/4" x 1-1/4" x 12'




AR-1693-P 1-1/16" x 1-1/2" x 10'



C-617-P 3/4" x 1-1/4" x 10'



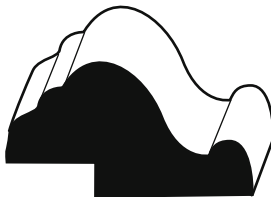
TX-4008-P 3/4" x 1-9/16" x 12'
TX-4077-O 13/16" x 1-9/16" x 12'




TX-4040-P 1-1/8" x 1-7/16" x 12'



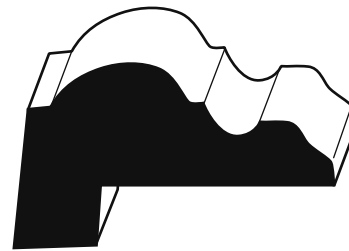
T-3191-P 1-3/16" x 1-5/8" x 12'




T-965-P 11/16" x 1-5/16" x 12'



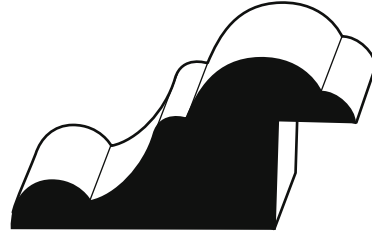
TX-3939-P 11/16" x 1-7/16" x 12'



T-997-P 1" x 1-5/8" x 12'




T-1147-P 3/4" x 1-3/4" x 12'




T-2396-P 15/16" x 1-7/8" x 12'




OK-3298-0 1" x 1-13/16" x 12'




T-832-P 1-3/16" x 1-15/16" x 12'




OK-3297-P 1" x 1-13/16" x 12'




C-3257-P 1-1/4" x 1-15/16" x 10'



OK-1352-P 15/16" x 1-13/16" x 12'



T-1112-P 1-1/16" x 1-7/8" x 12'




T-1795-P 1-3/16" x 2" x 10'




T-2480-P 1-1/8" x 2" x 12'




T-1270-P 1-1/8" x 2" x 12'




IL-4152-P 13/16" x 2" x 12'



T-2894-P 1" x 2" x 10'




C-401-O 1-3/16" x 2" x 10'



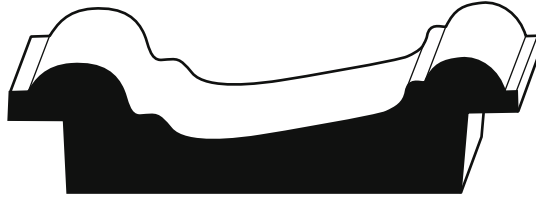
T-1958-O 1-1/8" x 2" x 12'




T-1601-O 1-1/16" x 2" x 12'




IL-4064-P 1-1/4" x 2-3/16" x 10'



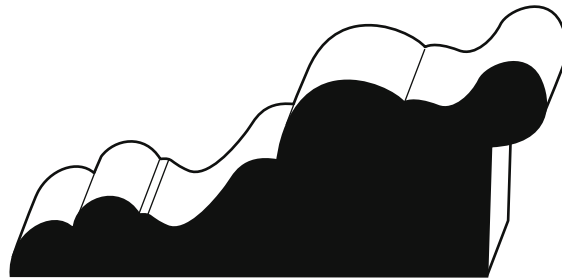
TX-3642-0 11/16" x 2-5/8" x 10'




T-1965-P 1-1/8" x 2-3/4" x 12'



IL-981-P 7/8" x 2-9/16" x 10'




T-1056-P 1-1/8" x 2-7/8" x 12'



T-1322-0 1-1/16" x 2-7/8" x 12'

MEDALLION & CASING



M-101 1-1/4" Thick x 3-1/2" Wide

M-100 Center Medallion

1-3/4" Thick x 6-3/4" Wide

Our medallion and casing trim gives you that elegant look, that is affordable and can be made into:

- Half Circles
- Eyebrows
- Elliptical Curves
- Straight Parts

These mouldings are extremely easy to install, simply use a nail gun the same as on wood.

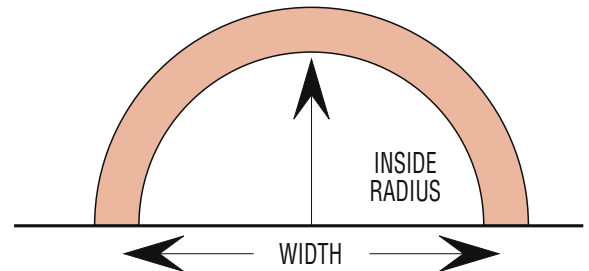
All parts pre-primed and can be used for interior or exterior applications.

MEDALLION & CASING

Part
Number

| | |
|-------|--|
| M-100 | Carved casing with carved center keystone. Available in straight or radius lengths. 6, 8, 10 or 12 feet. |
| M-101 | Carved casing without carved center keystone. Available in straight or radius lengths. 8, 10 or 12 feet. |

NOTE: Every pattern has limitations on how tight a radius it can be formed into. If your order includes a part that has to be in a tight radius, check with our office before writing the order.

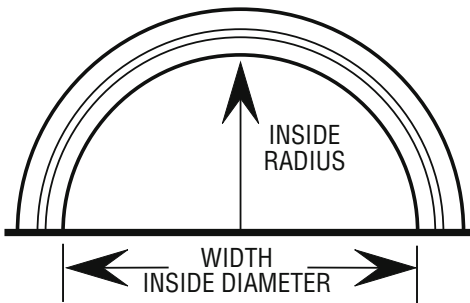


MEDALLION & CASING

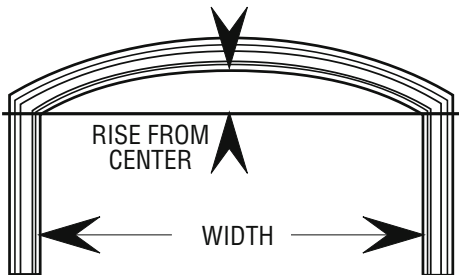
HALF-CIRCLES & EYEBROW

When ordering trim for a true half-circle window all we need to know is the inside radius. For an eyebrow, as shown below, we need to know the width and the rise in the center.

HALF-CIRCLES



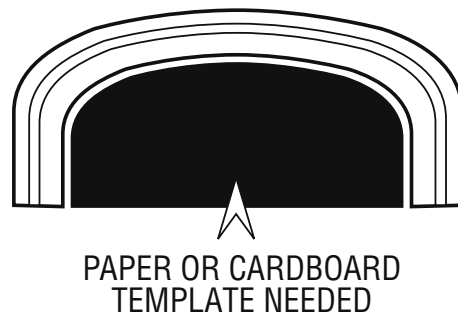
EYEBROW



ELLIPTICAL CURVES

Elliptical curves require a template. The template may be drawn on paper or cardboard. Wood templates are not necessary.

ELLIPTICAL CURVES



Length = Measure template



NOTE: Every pattern has limitations on how tight a radius it can be formed into. If your order includes a part that has to be in a tight radius, check with our office before writing the order.

CUSTOM PARTS

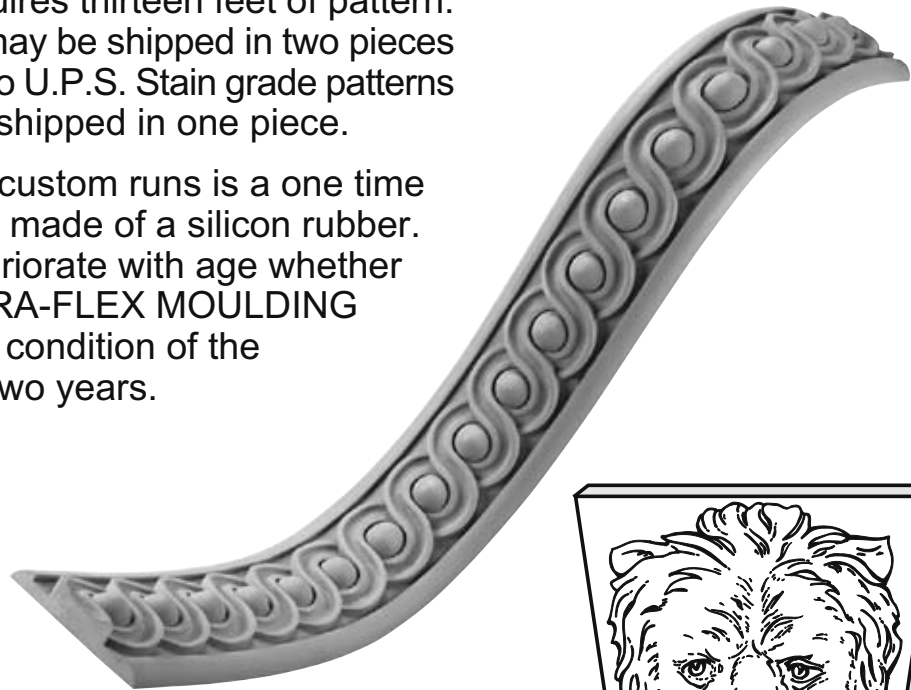
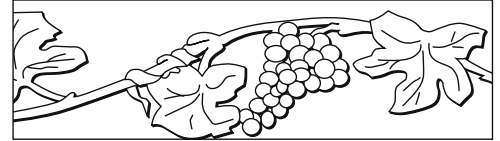
Even with the vast assortment of patterns we offer, custom runs still make up a sizable portion of our production. Because of our thirty years of experience, we are able to ship custom orders in 14 working days or less, from receipt of pattern.

Our tooling is made in ten and twelve foot lengths. From these tools, we can produce parts to the length required from a minimum of five feet to the full length of the tool.

To get a quote for a custom part, FAX a full scale tracing of the profile to be copied to your distributor.

For us to make a ten foot tool, you must supply us with eleven feet of the pattern to be reproduced. A twelve foot tool requires thirteen feet of pattern. Paint grade patterns may be shipped in two pieces which allows them to go U.P.S. Stain grade patterns such as oak must be shipped in one piece.

The setup charge for custom runs is a one time charge. The tooling is made of a silicon rubber. This material will deteriorate with age whether it is used or not. ULTRA-FLEX MOULDING cannot guarantee the condition of the mould for more than two years.



Blackstock Lumber Co., Inc.
 1039 Elliott Avenue West • Seattle, WA 98119
 Phone (206) 284-1313 • Fax (206) 281-0062
www.blackstocklumber.com