



EASY-TO-INSTALL
ARCHITECTURAL-
GRADE FLEXIBLE
MOULDINGS

BASE, CASING & CHAIR RAIL

HOW TO ORDER

Base and chair rail patterns are ordered in straight lengths and do not need to be pre-formed by the factory. Mouldings can be ordered in even foot increments from a minimum of five feet to the full length of the tooling with the exception of a few smaller profiles like base shoe which are available in full lengths only.

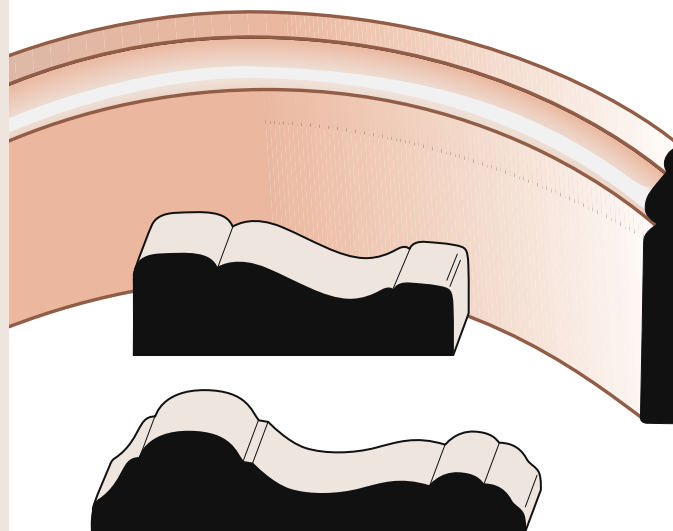
Casings are usually ordered for pre-formed arches.

See how to measure on next page.

How to measure Pre-formed Radius Casing

PAGES
2

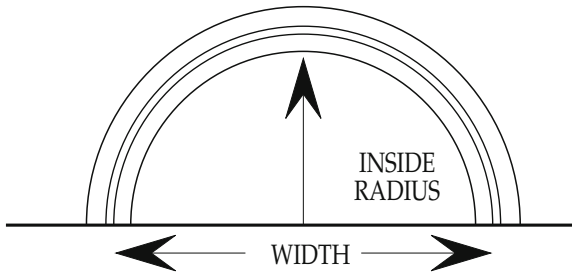
11/16" to 3"	3 - 7
3" to 3-5/16"	8 - 12
3-5/16" to 3-1/2"	13 - 17
3-1/2" to 4-1/2"	18 - 22
5" to 7-1/4"	23 - 27



PRE-FORMED RADIUS CASING

#1 TRUE HALF CIRCLES:

- A) Need inside radius (Opening width divided by two).
- B) Length needed = radius plus the width of the moulding in inches times 3.14 ÷ by 12, then round up to next foot.
See radius footage guide for quick reference.



RADIUS CASING FOOTAGE GUIDE

Width	Radius	Length Needed
1/6 to 2/6	8" - 15"	5 LF
2/8 to 3/0	16" - 18"	6 LF
3/2 to 3/6	19" - 22"	7 LF
3/10 to 4/0	23" - 24"	8 LF
4/6 to 5/0	28" - 30"	9 LF
5/4 to 5/6	32" - 33"	10 LF
6/0 to 6/2	36" - 37"	11 LF
6/4 to 6/8	38" - 40"	12 LF

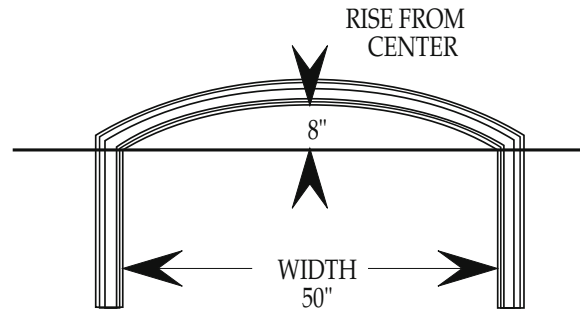
NOTE: Every pattern has limitations on how tight a radius it can be formed into. If your order includes a part that has to be in a tight radius, check with our office before writing the order.

#2 EYEBROW:

- A) Need width of opening and rise from center.
- B) Length needed = inches, add the width plus rise plus 6" ÷ by 12, then round up to the next foot.

example:


$$\begin{array}{rcl}
 \text{Width} & = & 50'' \\
 + \text{ Rise} & = & 8'' \\
 + & = & 6'' \\
 \hline
 & & 64'' \\
 \div \text{ by} & & 12 \\
 \hline
 \text{Total} & & 5.33 \\
 \text{Rounded up to} & & 6'
 \end{array}$$



#3 ELLIPTICAL CURVE:

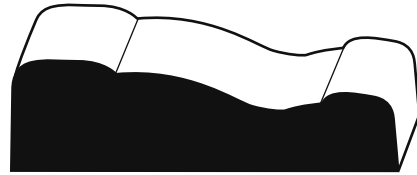
- A) Paper or cardboard template needed.

NOTE: Every pattern has limitations on how tight a radius it can be formed into. If your order includes a part that has to be in a tight radius, check with our office before writing the order.





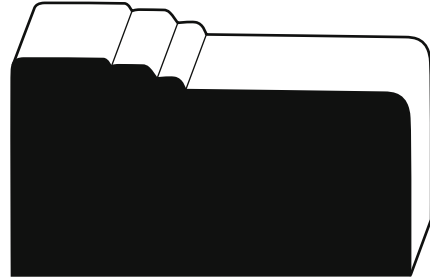
C-263-O 9/16" x 11/16" x 10' ONLY




T-1173-P 9/16" x 2" x 12'



T-1019-P 3/4" x 1-15/16" x 12'



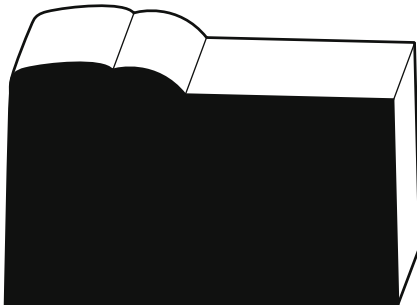
ER-180-P (WM180) 1-3/16" x 2" x 12'



IL-1066-P 7/8" x 2" x 10'



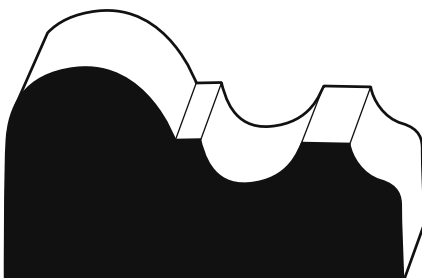
T-1410-P 5/8" x 2" x 12'



UF-180-P 1-3/16" x 2" x 10'



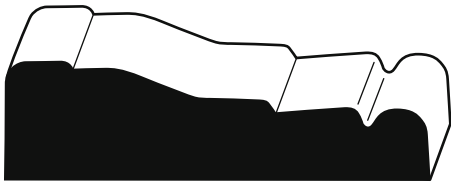
T-1145-P 5/8" x 2-1/16" x 12'



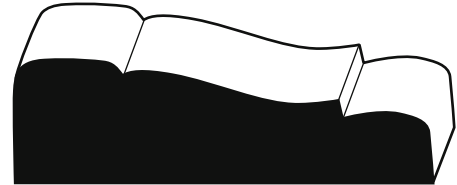
IL-4050-P 1-1/16" x 2" x 12'



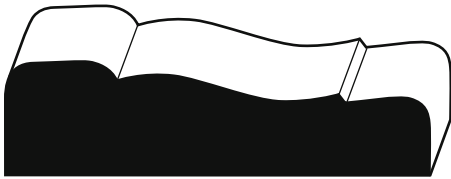
T-3237-P 1/2" x 2-1/8" x 10'




ER-376-P (WM376) 5/8" x 2-3/16" x 12'



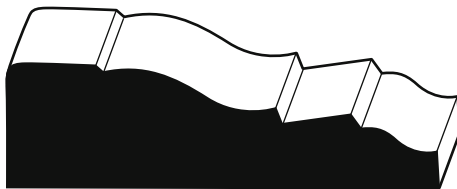
UT-3458-P 11/16" x 2-3/16" x 12'



AL-3709-P 5/8" x 2-3/16" x 12'




UT-3460-P 5/8" x 2-3/16" x 12'




UF-366-P 5/8" x 2-3/16" x 10'




T-2112-P 5/8" x 2-3/16" x 12'



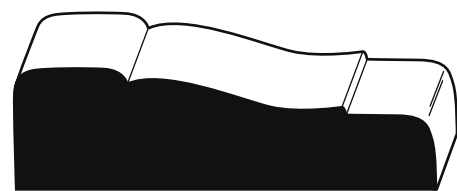
LA-1227-P 5/8" x 2-3/16" x 12'



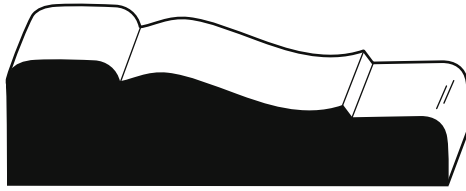
UT-3436-P 5/8" x 2-3/16" x 12'



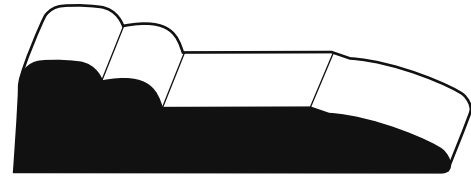
UF-C327-P 5/8" x 2-3/16" x 10'



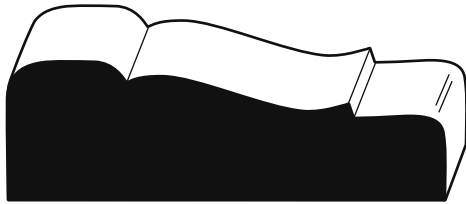
LA-3113-P 11/16" x 2-3/16" x 12'



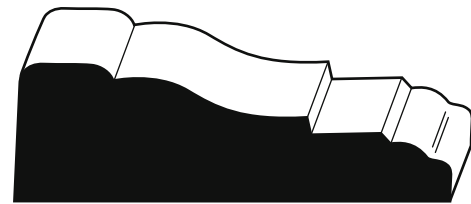
NJ-3623-P 11/16" x 2-1/4" x 12'



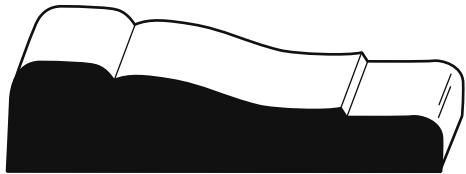
WA-874-P 9/16" x 2-1/4" x 12'



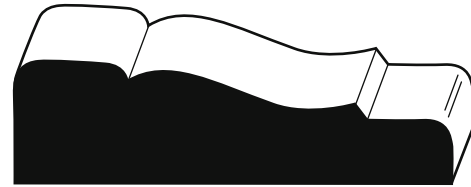
NV-1796-P 11/16" x 2-1/4" x 10'




ER-366-P (WM366) 11/16" x 2-1/4" x 12'




C-666-0 9/16" x 2-1/4" x 10'




ER-356-P (WM356) 5/8" x 2-1/4" x 12'



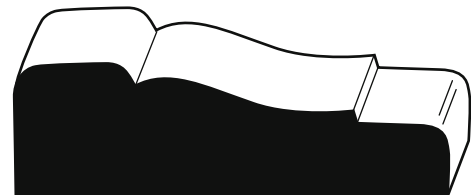
C-579-P 5/8" x 2-1/4" x 12'



ER-327-P (WM327) 11/16" x 2-1/4" x 12'




T-1316-P 5/8" x 2-1/4" x 10'



DK-1734-P 11/16" x 2-1/4" x 12'



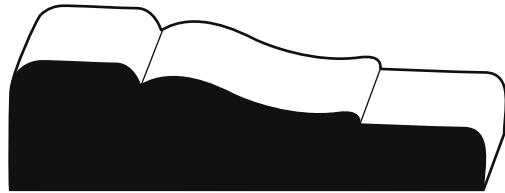
ER-442-P (WM442) 11/16" x 2-1/4" x 12'



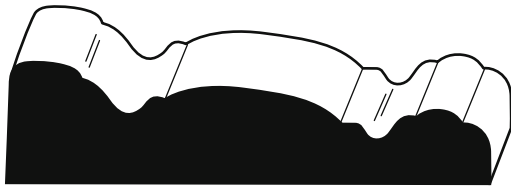
T-837-P 5/8" x 2-1/2" x 12'




T-1206-P 9/16" x 2-7/16" x 12'



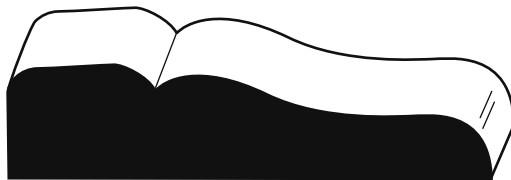
VA-2070-P 5/8" x 2-1/2" x 12'



T-750-P 5/8" x 2-7/16" x 12'



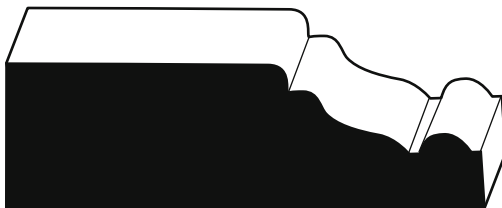
T-1016-P 1-1/8" x 2-1/2" x 12'




UF-204-P 5/8" x 2-7/16" x 10'




NY-4112-P 11/16" x 2-1/2" x 12'



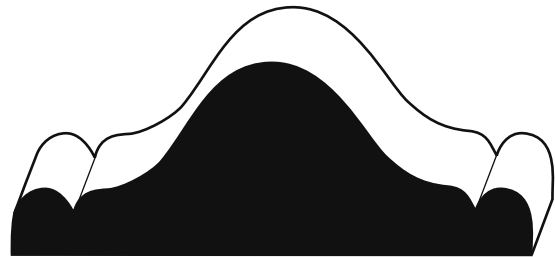
IL-1238-P 3/4" x 2-1/2" x 10'



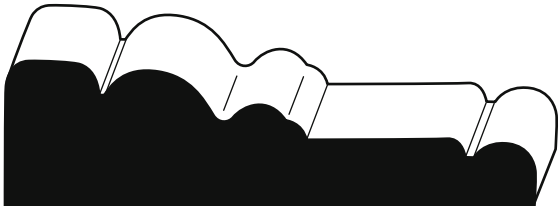
ER-371-P (WM371) 11/16" x 2-1/2" x 12'



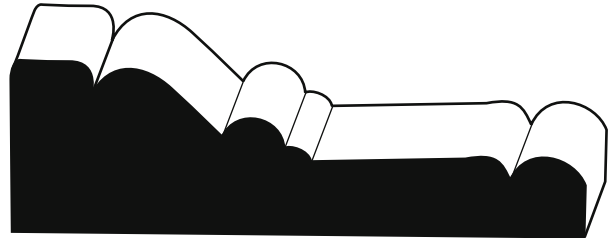
MI-2820-P 13/16" x 2-3/4" x 10'



ER-302-P (WM302) 1-1/16" x 2-11/16" x 12'




IL-1731-P 3/4" x 2-3/4" x 10'



LA-1228-P 13/16" x 2-15/16" x 12'



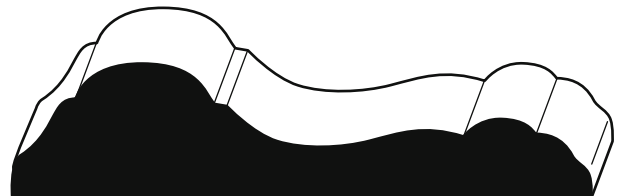
IL-4017-P 3/4" x 2-3/4" x 10'




ER-300-P (WM300) 1-1/16" x 3" x 12'



ER-390-P (WM390) 5/8" x 2-9/16" x 12'



UF-209-P 11/16" x 3" x 10'



T-2162-0 1-1/16" x 2-9/16" x 12'



TX-4131-P 7/16" x 3" x 12'



UF-633-P 9/16" x 3" x 10'
 UF-633-O 9/16" x 3" x 10'



C-512-P 9/16" x 3-3/16" x 12'




UT-3435-P 5/8" x 3" x 12'



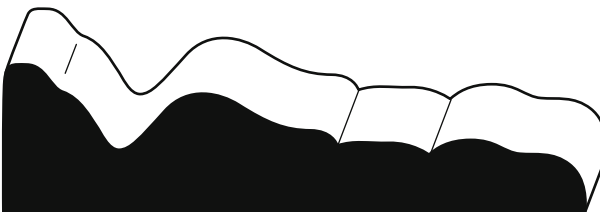
UT-3422-P 1/2" x 3-3/16" x 12'



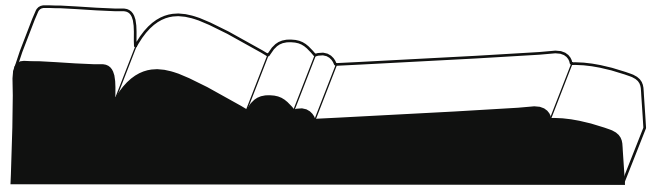
UT-3457-P 5/8" x 3" x 12'



C-578-P 5/8" x 3-3/16" x 10'




OH-2731-P 3/4" x 3" x 12'



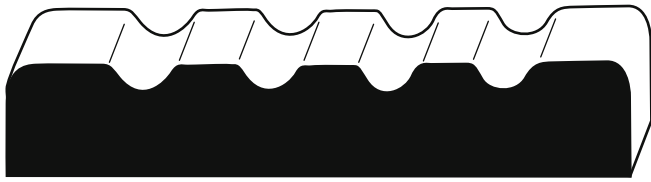
LA-1229-P 5/8" x 3-3/16" x 12'



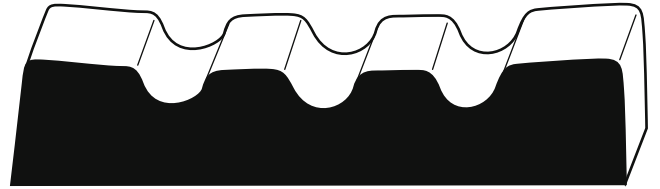
FL-3926-P 9/16" x 3-1/8" x 12'



C-249-P 11/16" x 3-3/16" x 10'



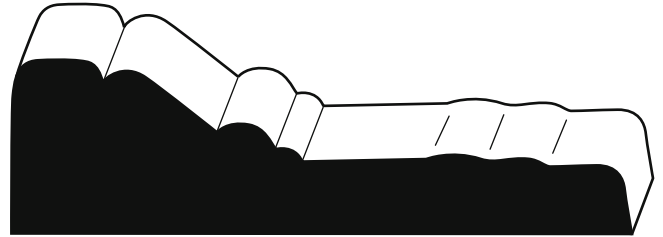
UT-3462-P 9/16" x 3-3/16" x 12'



LA-3115-P 11/16" x 3-3/16" x 12'



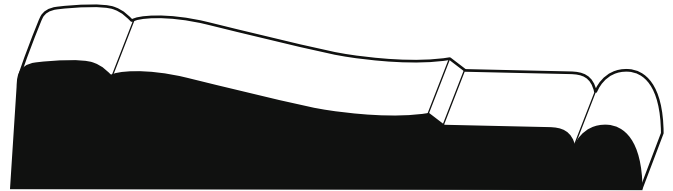
C-496-P 1/2" x 3-3/16" x 10'



LA-3116-P 7/8" x 3-3/16" x 12'



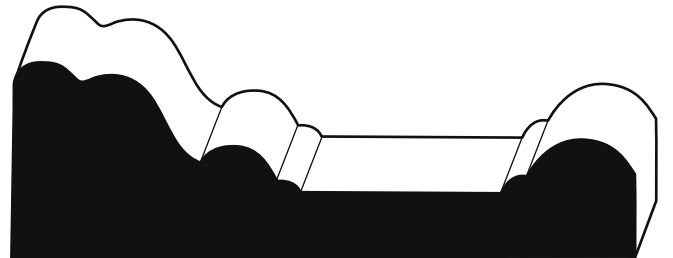
UF-B327-P 1/2" x 3-3/16" x 10'




ER-445-P (WM445) 5/8" x 3-3/16" x 12'




T-1727-P 1/2" x 3-3/16" x 12'



C-667-P 1-1/16" x 3-1/4" x 10'



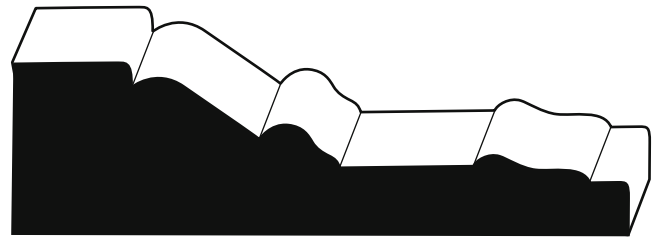
ER-361-P 5/8" x 3-3/16" x 12'



T-1403-P 1/2" x 3-1/4" x 10'



AL-1622-P 5/8" x 3-1/4" x 12'



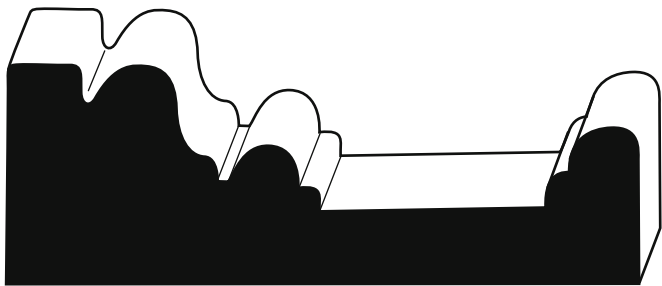
LA-3951-P 7/8" x 3-1/4" x 12'



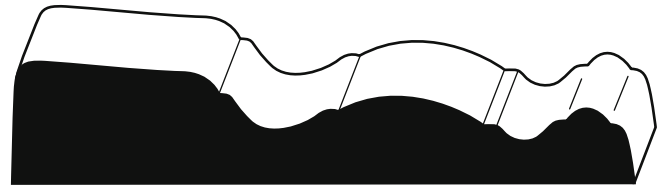
VA-1118-P 5/8" x 3-1/4" x 12'



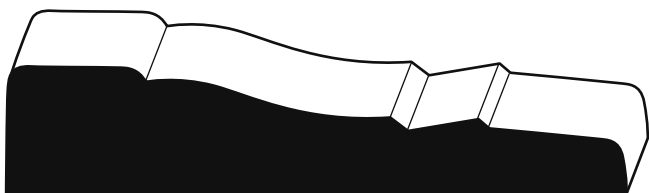
C-428-P 1/2" x 3-1/4" x 10'



AL-1716-P 1-1/8" x 3-1/4" x 12'



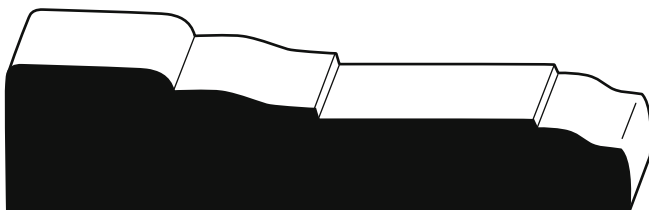
T-1190-P 5/8" x 3-1/4" x 10'



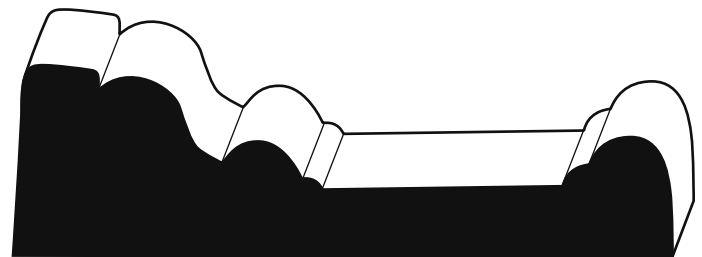
MO-2101-P 5/8" x 3-1/4" x 12'



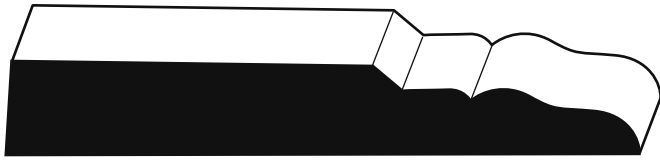
ER-713-P (WM713) 9/16" x 3-1/4" x 12'



MO-2709-P 5/8" x 3-1/4" x 12'



ER-RB3-P (RB3) 1" x 3-7/16" x 12'



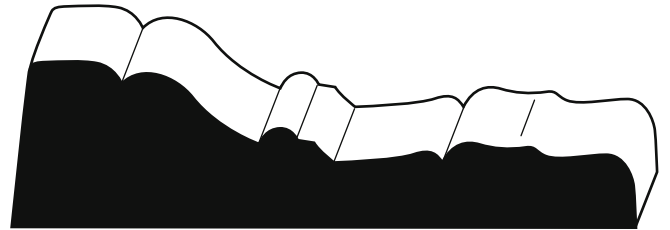
T-3352-P 1/2" x 3-1/4" x 10'




ER-623-P (WM623) 9/16" x 3-1/4" x 12'



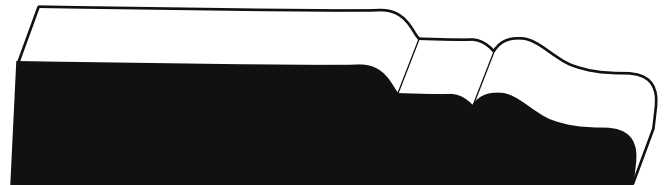
ER-444-P (WM444) 11/16" x 3-1/4" x 12'



AL-1594-P 7/8" x 3-1/4" x 12'



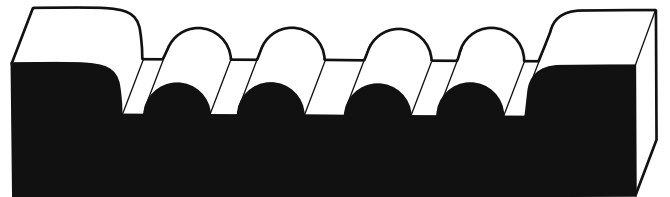
IL-782-P 1" x 3-1/4" x 10'




TX-3813-P 9/16" x 3-1/4" x 12'




ER-956W-P (WM956) 7/16" x 3-1/4" x 12'



LA-1606-P 5/8" x 3-1/4" x 10'



LA-3114-P 5/8" x 3-1/4" x 12'



ER-663-P (WM663) 9/16" x 3-1/4" x 12'



TN-2097-P 5/8" x 3-1/4" x 11'



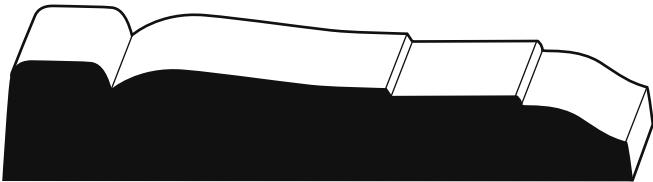
T-883-P 9/16" x 3-1/4" x 12'



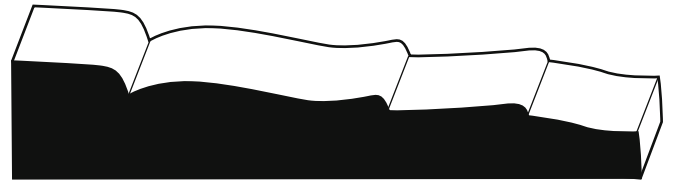
T-701-P 9/16" x 3-1/4" x 12'



ER-753-P (WM753) 1/2" x 3-1/4" x 12'



TN-3034-P 5/8" x 3-1/4" x 12'



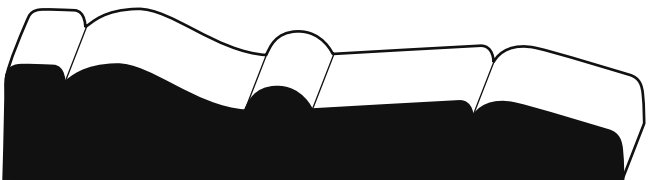
TN-1847-P 5/8" x 3-1/4" x 12'



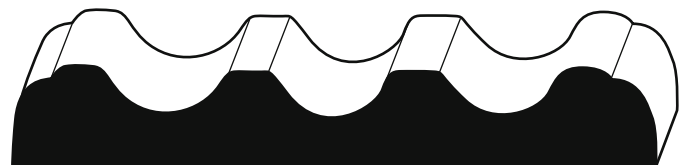
VA-2069-P 11/16" x 3-1/4" x 12'



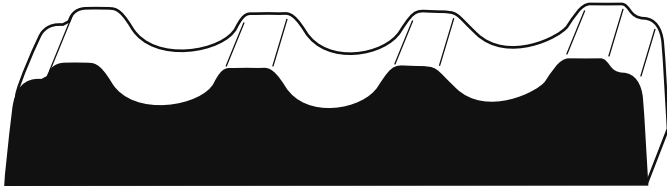
C-509-P 1/2" x 3-1/4" x 12'




T-1208-P 5/8" x 3-1/4" x 12'




T-1017-P 9/16" x 3-5/16" x 12'



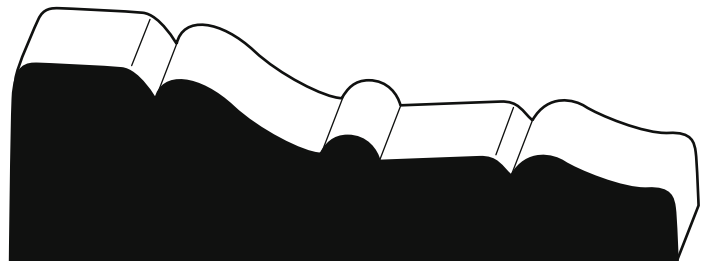
T-736-P 5/8" x 3-5/16" x 12'




T-2178-P 1-7/16" x 3-7/16" x 12'



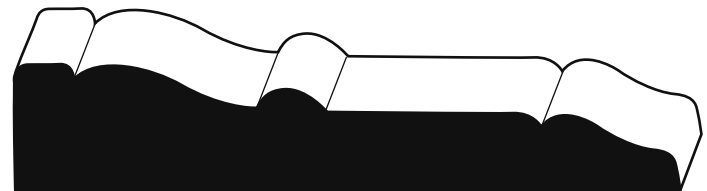
T-1271-0 11/16" x 3-3/8" x 12'



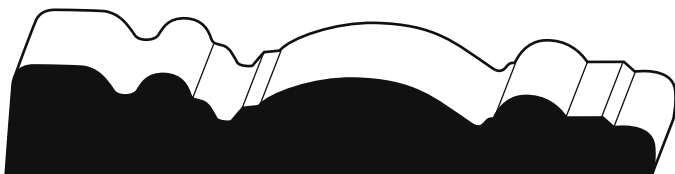
T-1197-P 1" x 3-7/16" x 12'




T-969-P 11/16" x 3-3/8" x 12'




T-2495-P 5/8" x 3-7/16" x 12'




T-1002-P 9/16" x 3-3/8" x 12'



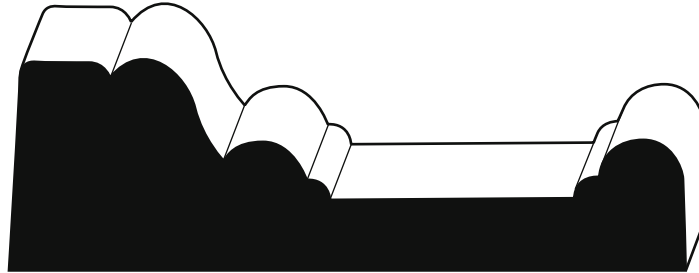
T-2200-P 11/16" x 3-1/2" x 12'



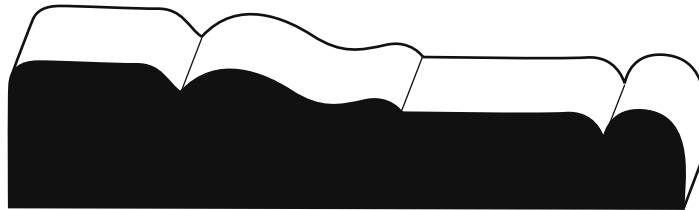
T-815-P 1-3/16" x 3-7/16" x 12'




IL-1318-P 13/16" x 3-1/2" x 12'



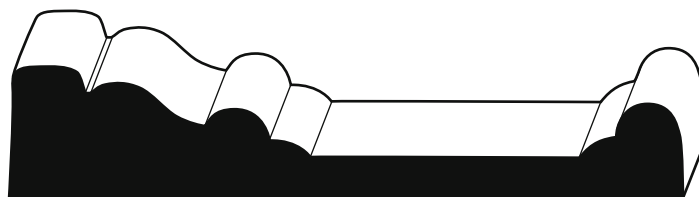
IL-2181-P 1-1/16" x 3-1/2" x 12'



IL-1120-P 3/4" x 3-1/2" x 10'



T-806-P 9/16" x 3-1/2" x 12'



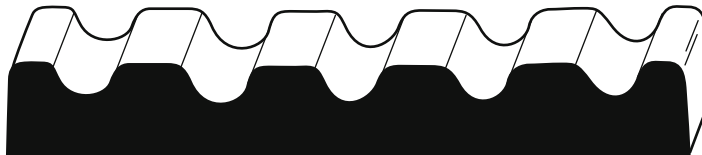
IL-973-P 3/4" x 3-1/2" x 10'



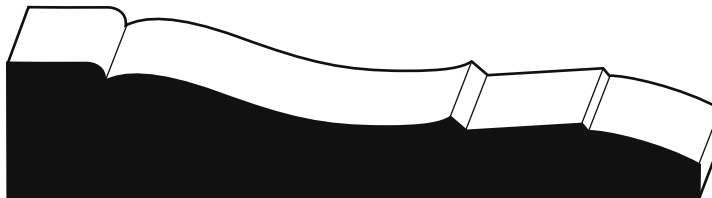
CO-902-P 7/16" x 3-1/2" x 12'



T-761-P 1-1/16" x 3-1/2" x 12'



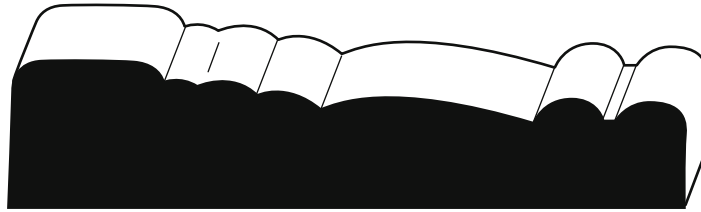
UF-311-P 1/2" x 3-1/2" x 10'



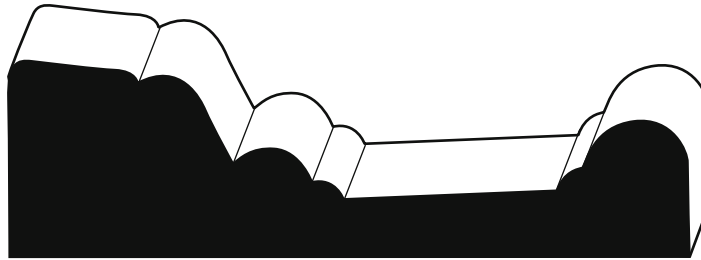
NY-4111-P 11/16" x 3-1/2" x 12'



NJ-3690-P 11/16" x 3-1/2" x 12'



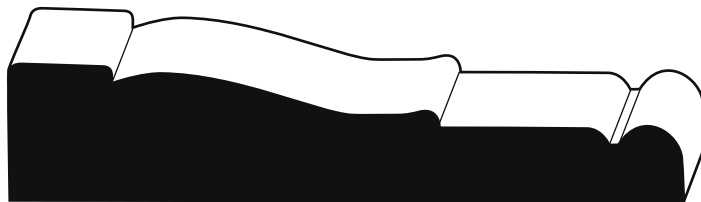
MO-4029-P 3/4" x 3-1/2" x 12'



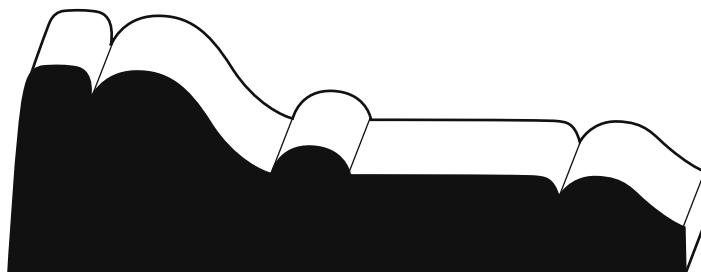
NY-4113-P 1-1/16" x 3-1/2" x 12'



T-2316-P 5/8" x 3-1/2" x 12'



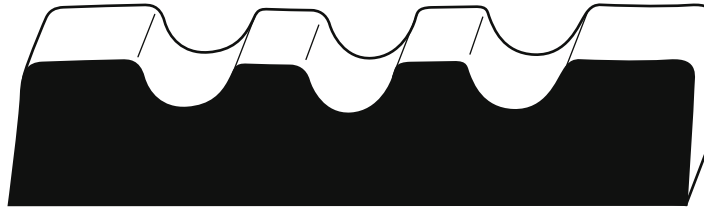
PA-3799-P 11/16" x 3-1/2" x 12'



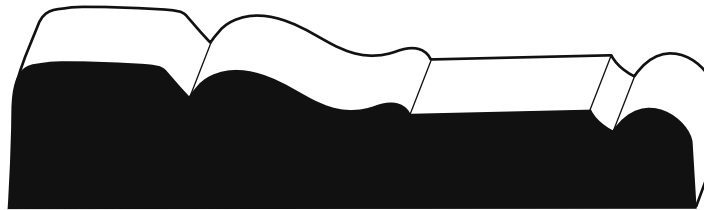
T-762-P 1-1/16" x 3-1/2" x 12'



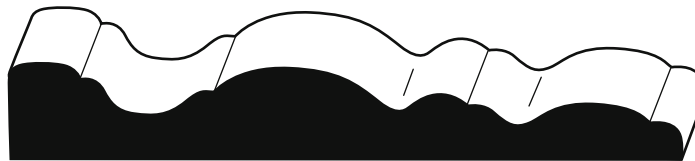
IL-1842-P 3/4" x 3-1/2" x 10'



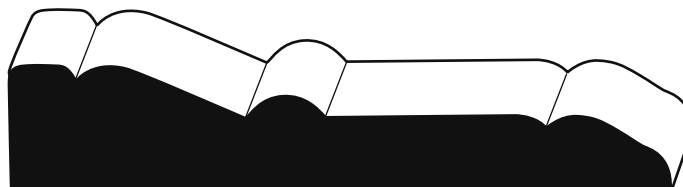
C-678-P 3/4" x 3-1/2" x 10'



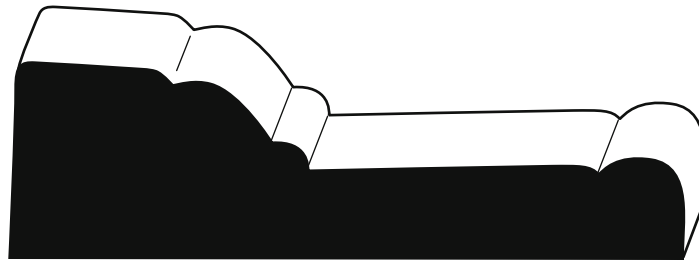
IL-1140-P 3/4" x 3-1/2" x 10'




T-801-P 1/2" x 3-1/2" x 12'



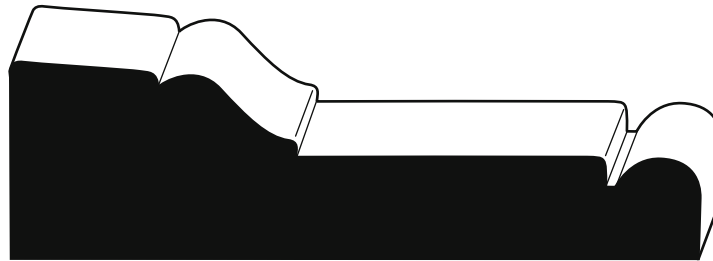
T-760-P 11/16" x 3-1/2" x 12'



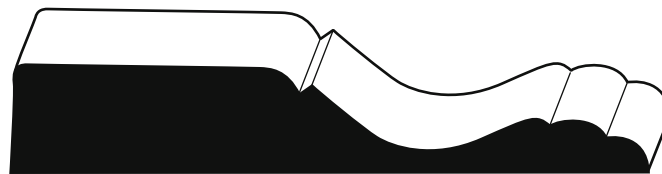
ER-97-P (WM97) 1" x 3-1/2" x 12'




IL-1050-P 13/16" x 3-9/16" x 10'



PA-3800-P 1" x 3-5/8" x 12'




OK-1898-P 5/8" x 3-5/16" x 10'




T-954-P 1-1/16" x 4" x 12'




T-960-P 1" x 4" x 12'



T-993-P 5/8" x 4-1/8" x 12'



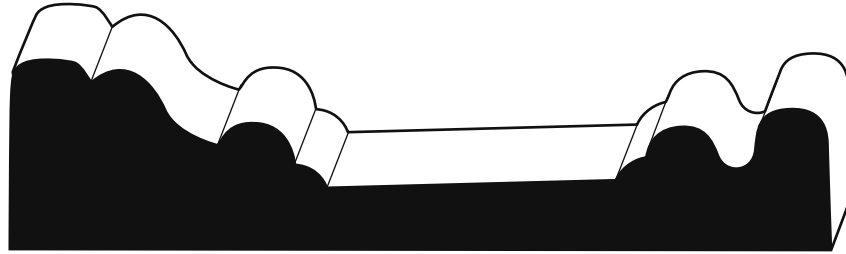
T-1252-0 5/8" x 4-1/8" x 12'




ER-620-P (WM620) 9/16" x 4-1/8" x 12'




C-210-P 1/2" x 4-1/4" x 10'



IL-1192-P 1-1/16" x 4-1/4" x 10'




IL-972-P 5/8" x 4-1/4" x 10'



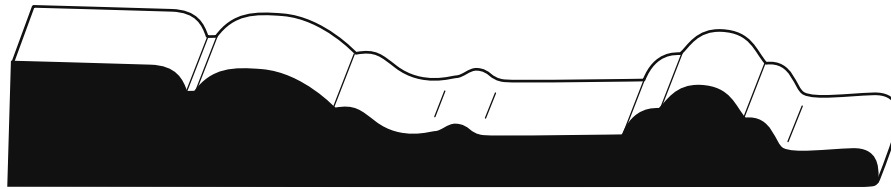
ER-956WW-P (WM956WW) 3/8" x 4-1/4" x 12'



T-805-P 9/16" x 4-3/8" x 12'




T-2496-P 9/16" x 4-7/16" x 12'



T-1377-P 11/16" x 4-7/16" x 12'



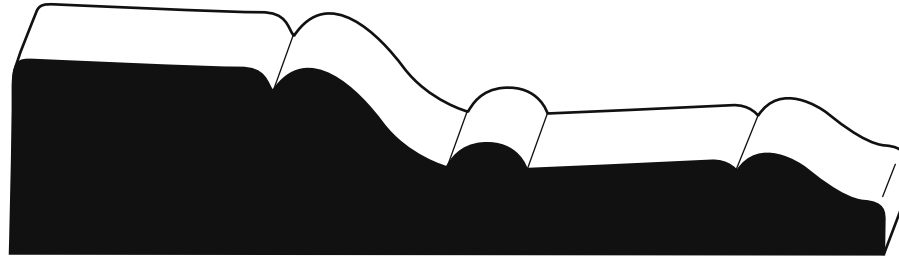
T-2478-P 9/16" x 4-7/16" x 12'




T-1185-P 1/2" x 4-1/2" x 12'



T-1103-P 1/2" x 4-1/2" x 12'



T-858-P 1" x 4-1/2" x 12'



T-1848-P 9/16" x 4-1/2" x 12'



T-780-P 1/2" x 4-1/2" x 12'




AL-1202-P 1 1/16" x 5" x 12'




T-885-P 1" x 5" x 12'



C-467-P 1/2" x 5-1/8" x 10'




ER-163E-P (LWM163) 1/2" x 5-3/16" x 12'



T-3351-P 7/16" x 5-3/16" x 12'




C-497-P 1/2" x 5-1/4" x 10'




T-2695-P 5/8" x 5-1/4" x 12'



T-1877-P 1/2" x 5-1/4" x 10'




IL-714-P 3/4" x 5-1/4" x 10'




FL-1526-P 3/4" x 5-1/4" x 9'



C-3172-P 1/2" x 5-1/4" x 10'



T-2477-P 1/2" x 5-1/4" x 12'



T-2052-P 9/16" x 5-1/4" x 10'



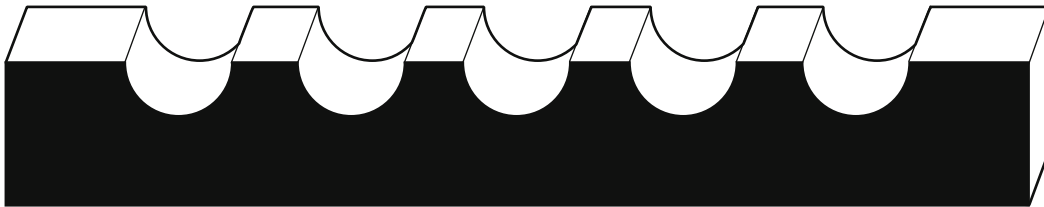
IL-1195-P 11/16" x 5-1/4" x 10'



T-1111-P 1/2" x 5-1/4" x 12'



T-1142-P 9/16" x 5-1/4" x 12'




FL-1237-P 3/4" x 5-5/16" x 10'



CA-4090-P 11/16" x 5-7/16" x 12'

TX-3774-P
13/16" x 7-1/4" x 12'



FL-1030-P
3/4" x 7-1/4" x 10'



Blackstock Lumber Co., Inc.
1039 Elliott Avenue West • Seattle, WA 98119
Phone (206) 284-1313 • Fax (206) 281-0062
www.blackstocklumber.com